



The Alaska Neighbors working group has been part of an ongoing discussion about what a grassroots, homegrown political party could look like. We are excited about the possibility of launching a party in Alaska that could help to organize Alaskans who have traditionally self-selected as non-partisan or undeclared voters.

The following survey results come from our first statewide survey which was conducted during October/November 2025. 140 people, primarily fulltime Alaska residents, participated in this survey.



# AK Neighbors Party

## Core Values Survey Results

### Index

Alaska Political Party Landscape.....	3
Survey Question 1.....	3
Survey Question 2.....	6
Survey Question 3.....	7
Survey Question 4.....	9
Net Calc Scores.....	10
Party Landscape Conclusions.....	10
Party Values Assessment.....	11
Subgroup by Age of “Mutual Aid”.....	13
Subgroup by Region of “Tribal Consultation”.....	13
Subgroup by Age of “Have Some Fun”.....	13
Net Calc Scores.....	14
Demographics.....	16
Age.....	16
Ethnicity.....	16
Gender.....	17
Years lived in Alaska.....	17
Alaska Residency.....	18
Educational Experience.....	18
Comments.....	19
Selected Comments.....	20
Quality Improvements.....	21

# Alaska Political Party Landscape

## Survey Question 1

*“Do you feel like Alaska needs another political party to represent Alaskans who do not identify as Democrats or Republicans?”*

(1-5 = Less Important-More Important)

Figure 1.1 - All respondents

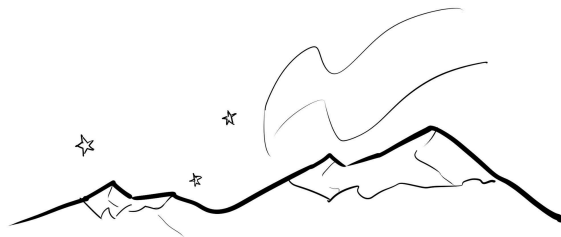
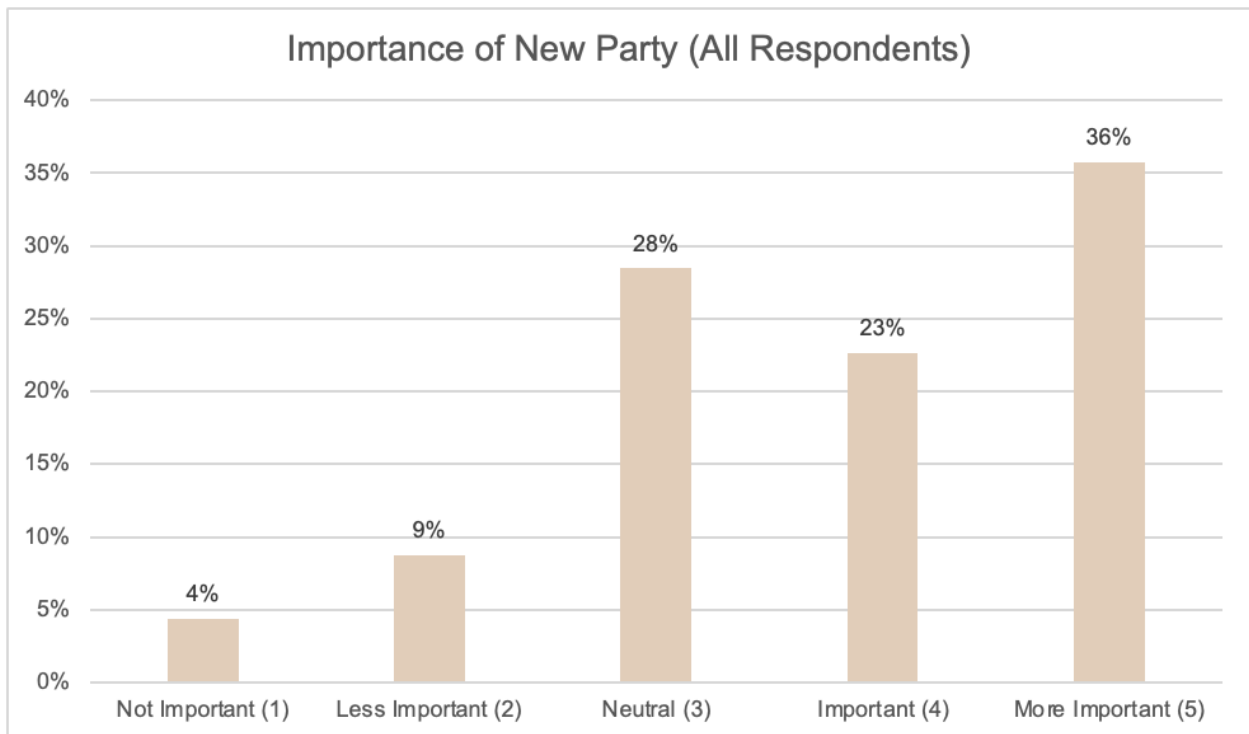


Figure 1.2 - Democrat Affiliation (n=50)

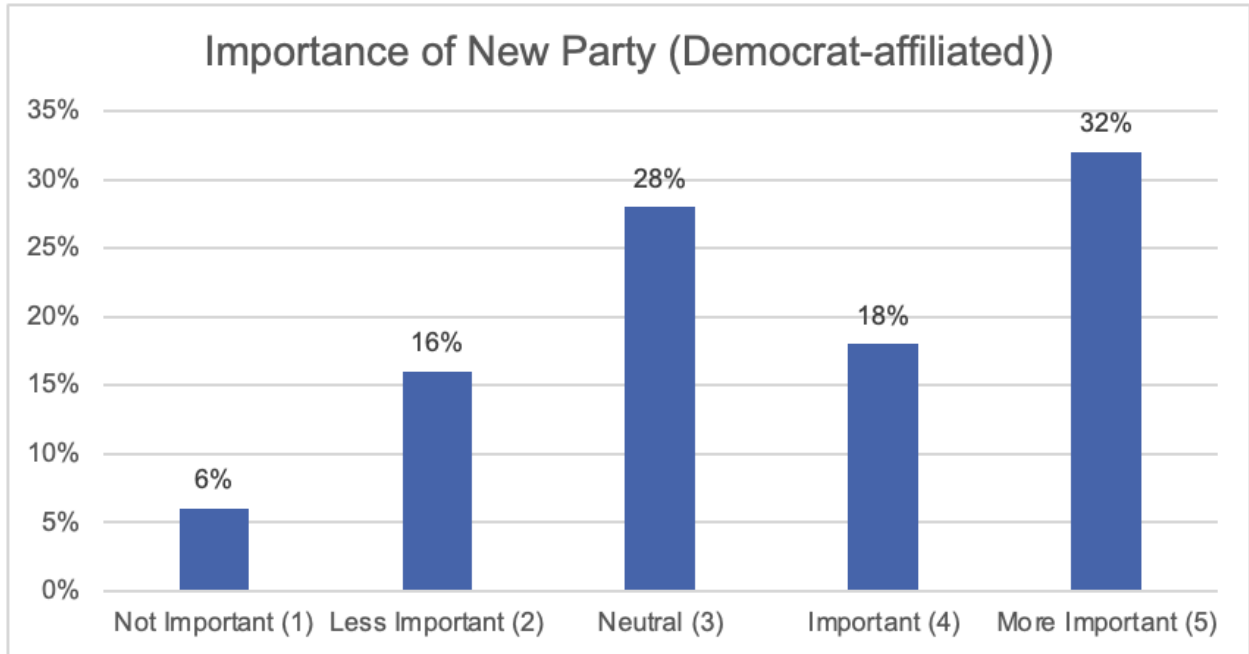


Figure 1.3 - Non-Partisan and Undeclared Aggregate (n=85)

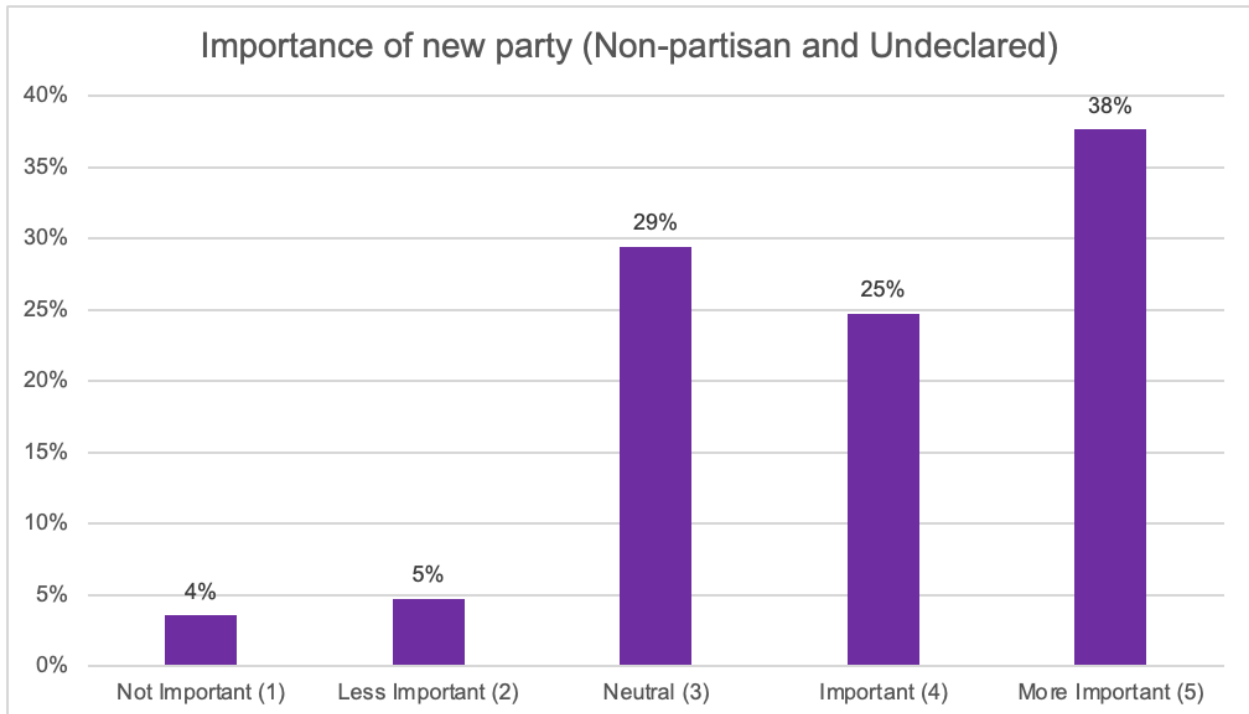


Figure 1.4 - Non-partisan Affiliation (n=36)

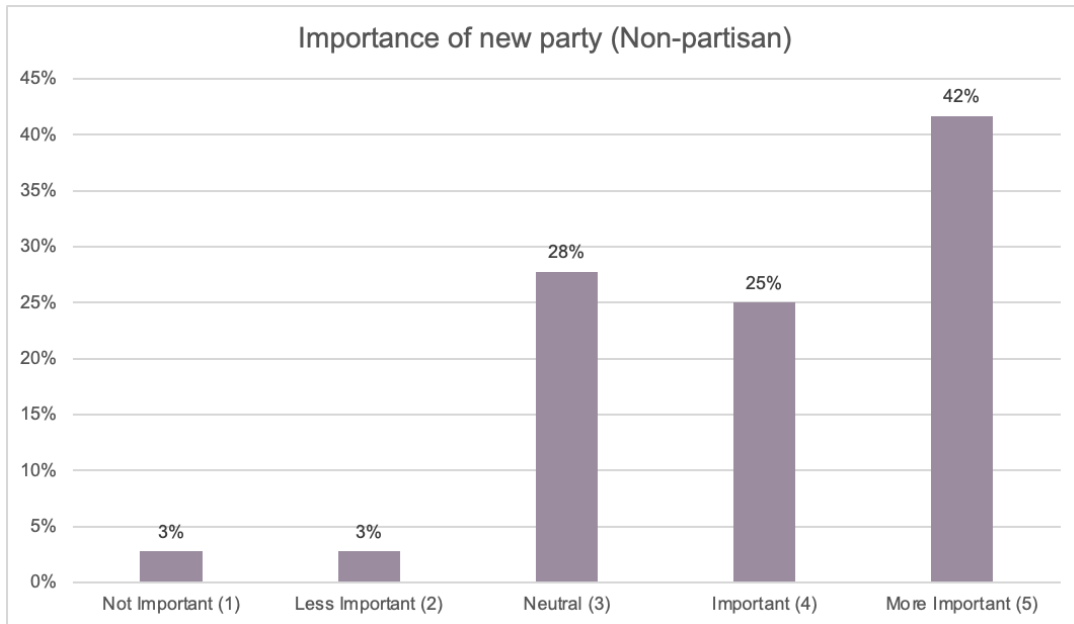
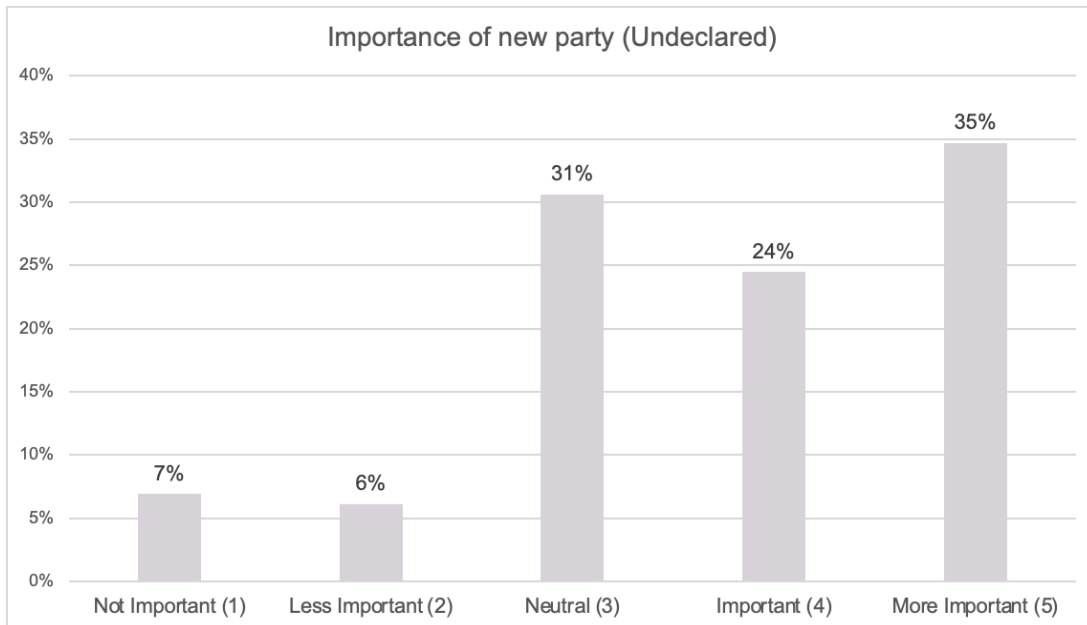



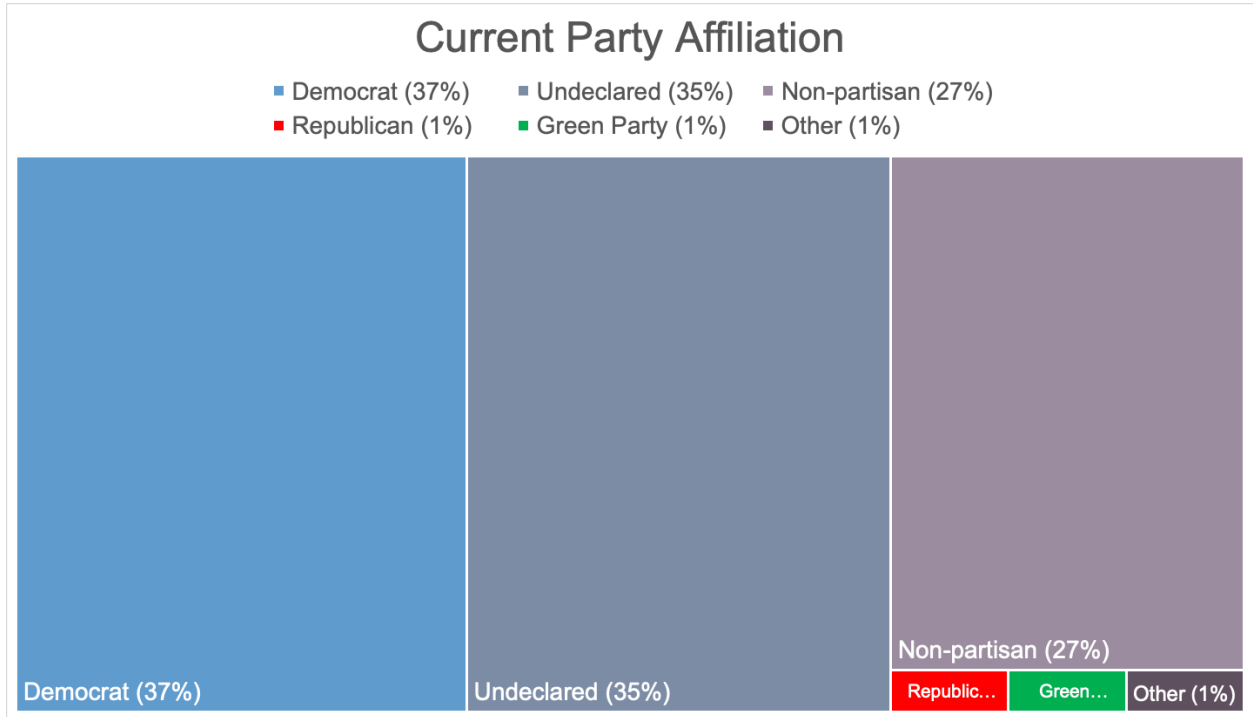
Figure 1.5 - Undeclared Affiliation (n= 49)



## Survey Question 2

### "Current Party Affiliation of Survey Respondents"

Figure 2.1 - Current Party Affiliation



### Survey Question 3

*“What do you like about your current Party?”*

Responses to this question were open-ended. These responses were coded in various categories.

Figure 3.1 - Democrat coded responses

Many democrat-affiliated responses contained multiple values such as “social justice, wealth inequities, inadequate housing, protection of the environment, voting rights, women’s right to choose birth control, concerned about our current dictatorship and erosion of checks and balances in government.” These were coded into one general category of “values.”

Existing infrastructure included “existing structures for campaigns and fundraising” and “There's an existing base for organization, so the focus can theoretically be on issues instead of basic party infrastructure.”

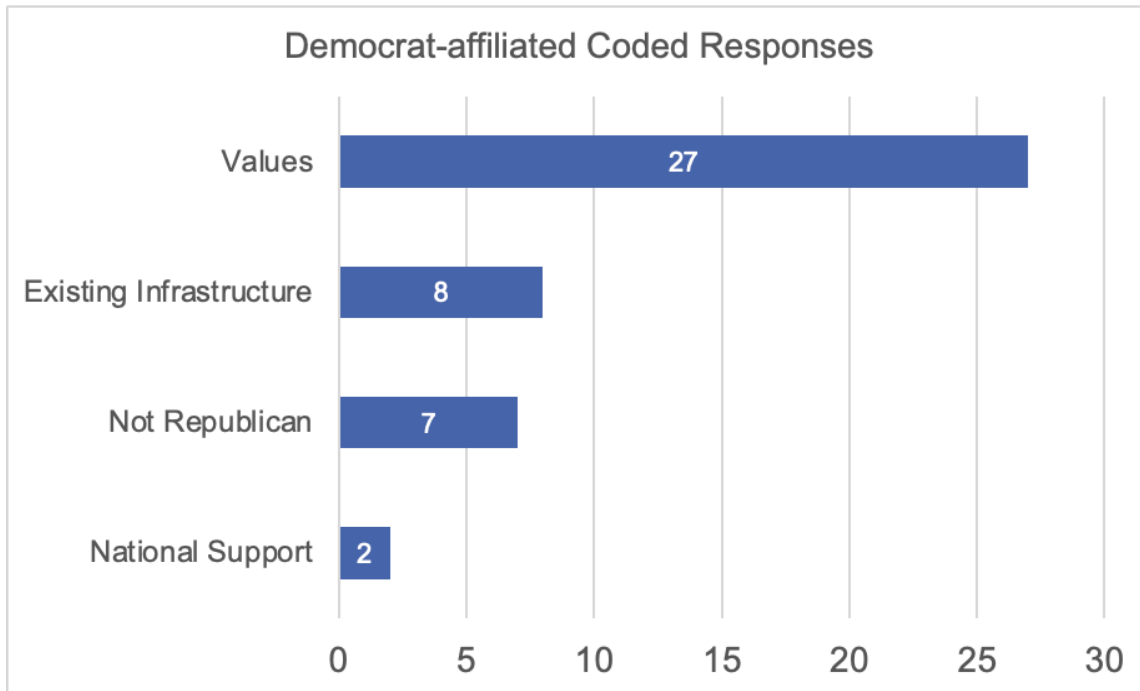
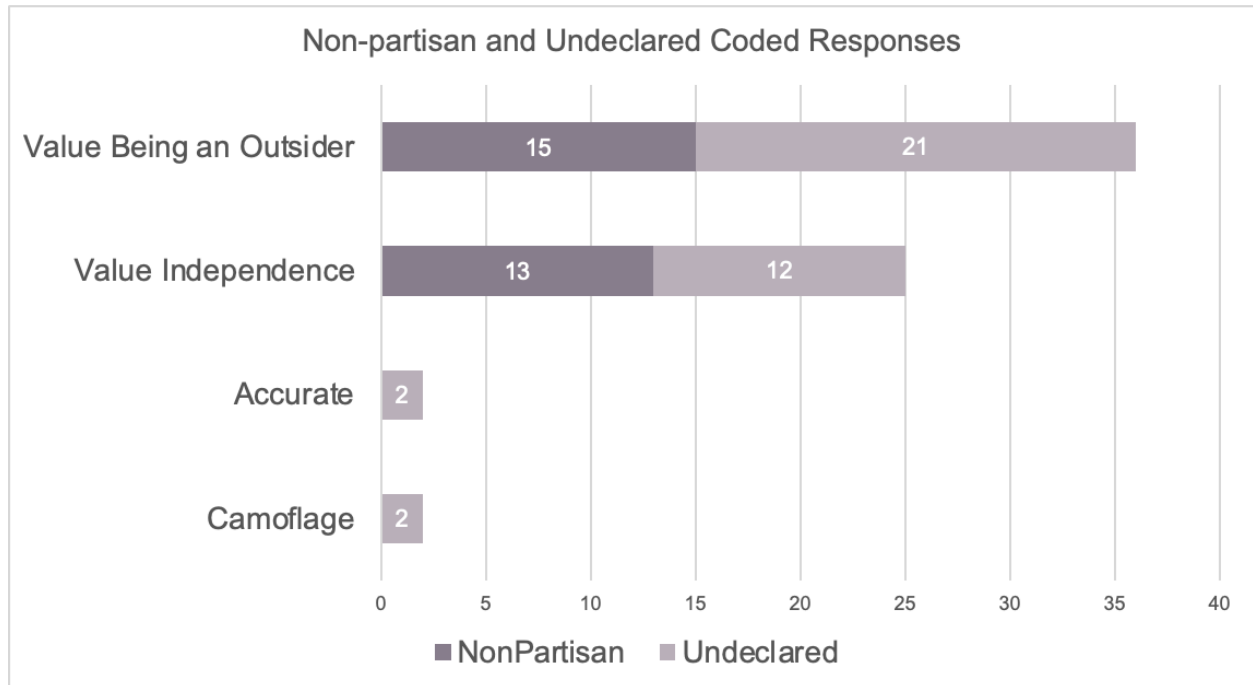


Figure 3.2 - Nonpartisan/Undeclared Responses

Responses were coded as “Being an Outsider” if they specifically talked about being apart from existing parties (“I can criticize both parties, and actually dive into individual policies.”) or “Independence” if it was more focused on their own values (eg: “I like evaluating candidates’ positions myself, and voting for the one that I think will do the best job for all of us.”)



### Survey Question 4

*“Is there anything you would like to change about your current party or party affiliation?”*

Figure 4.1 Democrat Affiliation

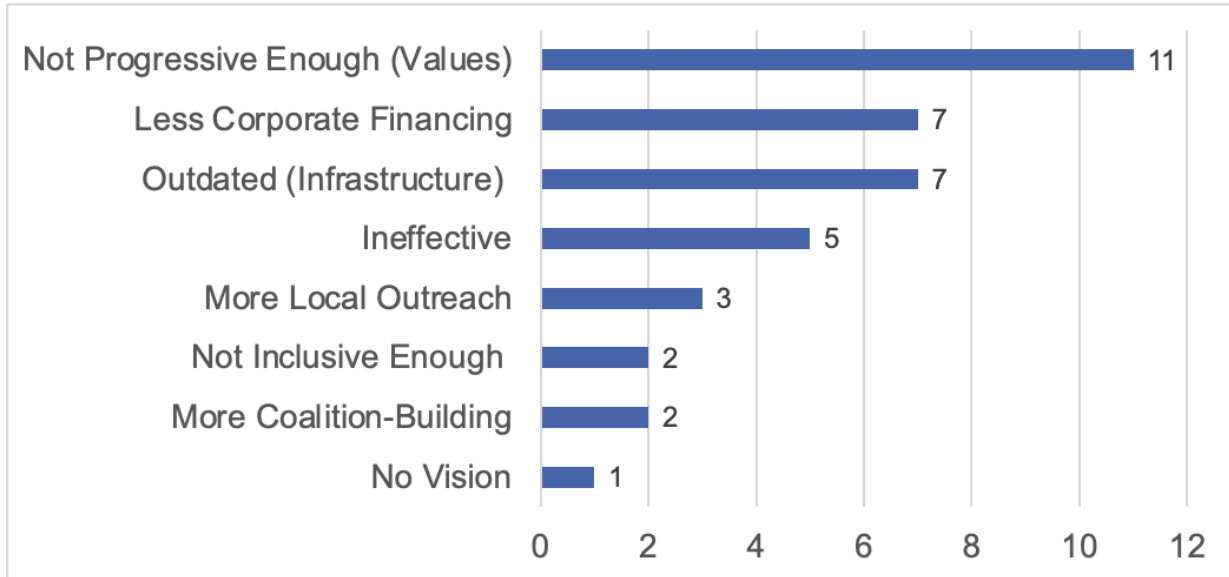
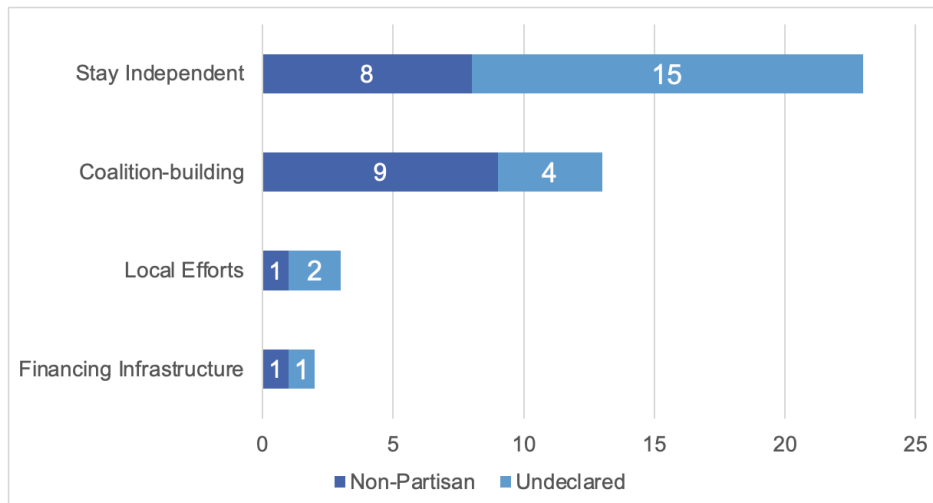


Figure 4.2 - Nonpartisan/Undeclared Affiliation

Responses varied, but a general theme was a longing to keep their individual independence



## Net Calc Scores

The proportion of top-box responses or "promoters" (5) minus the proportion of bottom-box responses or "detractors" (1, 2, 3). The neutral or "passive" responses (4) are essentially ignored in this calculation. This method aligns with the commonly used Net Promoter Score in real-time listening surveys. NetCalc scores for each question, aggregated to each demographic dimension which includes both the percentage NetCalc score followed by the count of respondents in each category.

### Net Calc Score: Question 1

*"Do you feel like Alaska needs another political party to represent Alaskans who do not identify as Democrats or Republicans?"*

	Democrats	Nonpartisan	Undeclared
<b>Question 1</b>	-18% (50)	8.33% (36)	-6.12% (49)

### Party Landscape Conclusions

There are 82,871 Nonpartisan voters plus 264,384 Undeclared voters, there would potentially be 347,255 registered voters available for the formation of a new party or parties.

If 8.33% of Nonpartisan voters were interested in this new party, there would be 6,903 potential party members.

For comparison, there are currently around 72,992 registered Democrats and 145,637 Republicans. 30,606 Alaskans are registered with other, smaller parties. Including the recently disbanded Alaska Independence Party (AIP), which had 19,117 members.

## Party Values Assessment

Participants were given each proposed value and a brief description and were asked to rank as less important (1, 2), neutral (3), or more important (4,5). These values were drawn from our initial Alaska Neighbors party survey and discussions that started in 2022.

<b>Proposed Value</b>	<b>Average Score (1-5)</b>
<i>Anti-Corruption</i>	4.914
<i>Continuous Improvement</i>	4.614
<i>Transparency</i>	4.585
<i>Community-driven, Inclusive Process</i>	4.561
<i>Coalitions</i>	4.528
Year-round/Long-term	4.507
Learn & Share Skills	4.460
Collectively Develop & Improve Long-term Vision for AK	4.446
Tribal Consultation	4.438
Fully-democratic and Bottom-up	4.385
Community Care and Coalition-building	4.371
Statewide Network for Policy Discussion	4.287
Collectively Focus on Big Picture Change	4.285
Limited Fundraising	4.278
Decolonize Political Process	4.242
Network Local Groups	4.242
Skilled Facilitation	4.1

Mutual Aid	4.093
<i>Share Resources</i>	4.064
<i>Values Aligned Support</i>	4.064
<i>Document the Dissenters</i>	3.957
<i>Gradient Decision-making</i>	3.856
<i>Have Some Fun</i>	3.492

The 5 highest-rated Values were **Anti-corruption, Continuous Improvement, Transparency, Community-driven** and **Inclusive Process, Coalitions**. These tend to be values that were reflected in responses for what people liked about their current party or what they wanted to change about it.

The 5 lowest-rated Values were **Share Resources, Values Aligned Support, Document the Dissenters, Gradient Decision-making,** and **Have Some Fun**. These tend to be newer proposed values that would make the neighbors party different from existing party structures. After going through the list with the group, we proposed looking at some of the average scores by subgroup based upon questions we had after reviewing the data.

### Subgroup by Age of "Mutual Aid"

<b>Age Range</b>	<b>Average Score (1-5)</b>
<20-40 (n=44)	4.02
41-64 (n= 68)	4.09
65+ (n=25)	4.23

### Subgroup by Region of "Tribal Consultation"

<b>Alaska Region</b>	<b>Average Score (1-5)</b>
Southcentral (n=75)	4.36
Far North (n=4)	4.5
Interior (n=31)	4.51
Southeast (n=27)	4.60

### Subgroup by Age of "Have Some Fun"

<b>Age Range</b>	<b>Average Score (1-5)</b>
<20-40 (n=44)	3.16
41-64 (n=68)	3.49
65+ (n=25)	4.08

## Net Calc Scores

The proportion of top-box responses or "promoters" (5) minus the proportion of bottom-box responses or "detractors" (1, 2, 3). The neutral or "passive" responses (4) are essentially ignored in this calculation. This method aligns with the commonly used Net Promoter Score in real-time listening surveys. NetCalc scores for each question, aggregated to each demographic dimension which includes both the percentage NetCalc score followed by the count of respondents in each category.

## Top 5 Netcalc Values by Affiliation

<b>Democrat</b>	<b>Non-partisan</b>	<b>Undeclared</b>
Anti-corruption 88.24% (51)	Anti-Corruption 97.3% (37)	Anti-Corruption 89.8% (49)
Continuous Improvement 66.67% (51)	Continuous Improvement 64.86% (37)	Transparency 55.1% (49)
Coalitions 64.71% (51)	Welcoming Community/ Inclusive Process 64.86% (37)	Year Round/ Long Term 54.17% (49)
Transparency 62.75% (51)	Transparency 56.67% (37)	Continuous Improvement 53.06% (49)
Year Round/ Long Term 58% (51)	Coalitions 56.67% (37)	Tribal Consultation 52.58% (48)

Anti-corruption was the top value for all 3 subgroups of democrats, non-partisan, and undeclared voters. Continuous Improvement and Transparency were also in the top 5 of each subgroup.

**Net Calc Observations around the value:** "Document the Dissenters: We respect good faith differences and preserve the viewpoints of those who oppose prevailing opinions"

	0-2 Years In Alaska	3-5 Years In Alaska	6-10 Years In Alaska	11-20 Years In Alaska	20 Years+ In Alaska
Document the Dissenters	0.0% (5)	-66.67% (9)	-10% (10)	4.55% (22)	7.69% (91)

	<b>Democrat</b>	<b>Nonpartisan</b>	<b>Undeclared</b>
Document the dissenters	-9.8% (51)	-2.7% (37)	12.24% (49)

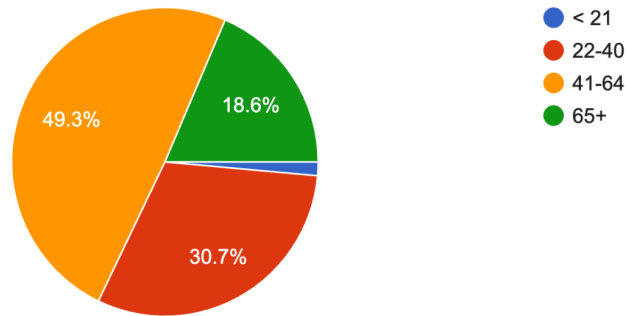
	<b>High School</b>	<b>Some college, no degree</b>	<b>Trade or Professional Certification</b>	<b>AA Degree</b>	<b>BA Degree</b>	<b>Graduate Degree</b>
Document the Dissenters	66.67% (3)	36.84% (19)	66.67% (3)	-40% (10)	-15.22% (36)	5.26% (57)

# Demographics

## Age

Most survey respondents were in the 41-64 age range.

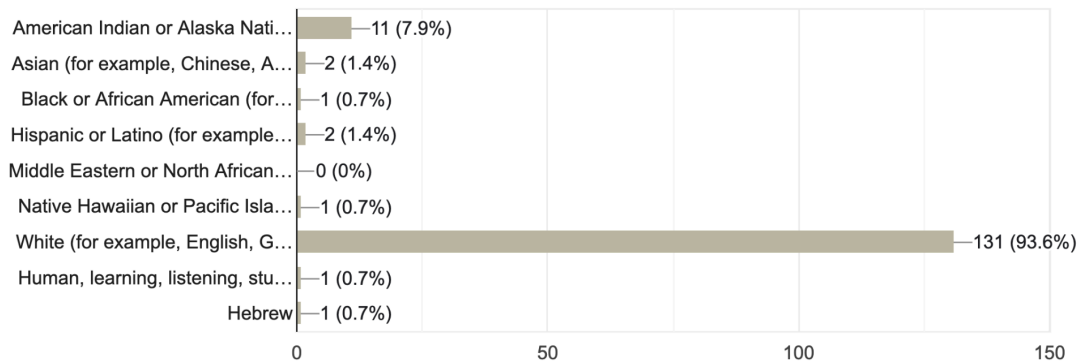
Age  
140 responses



## Ethnicity

Overwhelmingly, 93.6% of respondents identified as White with 7.9% of survey respondents identifying as American Indian or Alaska Native.

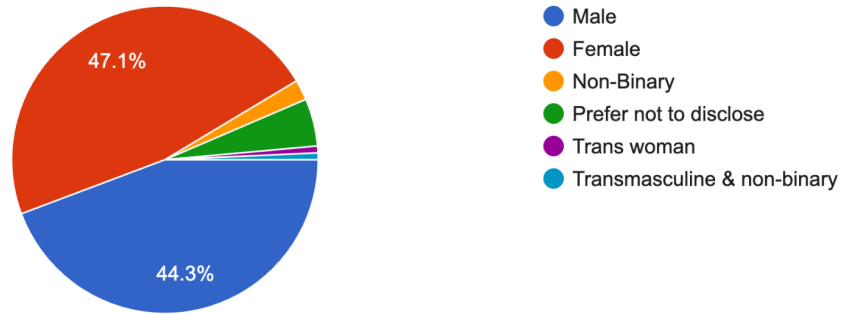
Ethnicity  
140 responses



## Gender

### Gender

140 responses

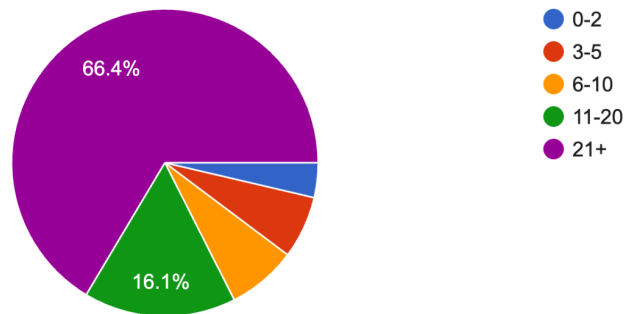


## Years lived in Alaska

A majority of survey respondents have lived in Alaska for at least 11-21+ years.

### How many years have you lived in Alaska?

137 responses




## Alaska Residency

Nearly all survey respondents were full-time Alaska residents as opposed to seasonal or non-residents.

What best describes your current Alaska residency status?

137 responses

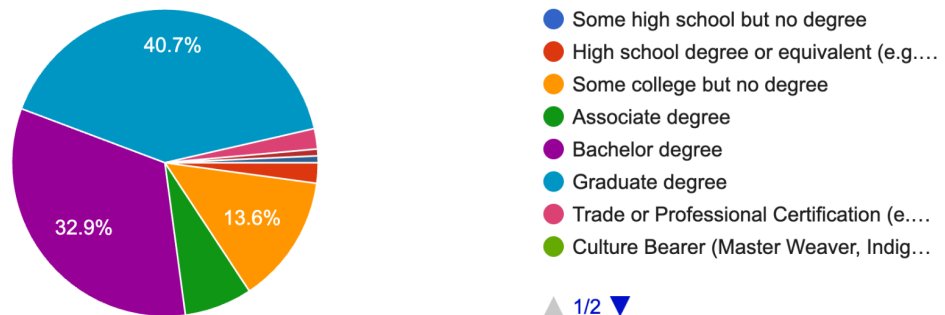


## Educational Experience

73.6% of respondents held a graduate degree or bachelor's degree and 80.7% of respondents held at least an associate degree.

Which best describes your educational experience?

140 responses



## Comments

Of the 140 survey respondents, 48 left additional feedback in the "Comments" field at the end of the survey.

There were thirteen (13) comments that included general praise or thanks and three (3) comments included general skepticism or trepidation about the overall effort due to potential dilution of values-aligned Alaskans.

*"I am concerned that by adding a third party we would be diluting an already out numbered Democrats which presently align with my values better than the Republicans"*

To address this specific concern, we have discussed our basis for candidate support being rooted more in values and specific issues rather than party identification. We would also continue to include non-party members in our discussions, efforts and surveys.

Several comments advised awareness of additional new party efforts such as the U.K. Your Party, the Democratic Socialists of America, and the Forward Party. We've already met with Alaskans involved in the Forward Party effort and while we are focused on a homegrown political party rather than something with national ties, we've had good conversations about the similar challenges and driving forces behind our efforts. Collaboration with other new party efforts is something we value.

A few comments sought further definition of terms like "Community Care" or "Decolonize our Political System." The general values in our first survey will need further refinement and we hope to accomplish that with a more issues focused follow-up.

Comments raised several specific issues and services: An Income Tax, the University of Alaska, The Alaska, the Alaska Marine Highway, Pioneers Homes, Public Health,

Return on Investment, Brain Drain, Housing as a Human Right, our Constitutional Guarantee of Privacy, and Universal Healthcare. We will incorporate these into our follow-up and ongoing discussions.

### **Selected Comments**

*"Previous generations of Alaskans laboriously built institutions to care for our own and make life better for everyone (...) Seems like we're dismantling all of those to save money in the short run with no historical awareness of what went into making them."*

*"The number one issue in my mind is the regulatory capture of our state government by the oil industry."*

*"We're not doing enough with our constitutional guarantee of privacy. We ought to have EU-level protections for Alaskans from digital information-harvesting apps."*

*"I think this is a great time to explore political changes and opportunities for reform."*

*"I've long been a proponent of third parties and independents because I think the two party system (and many of the mechanisms that drive it) are what has ruined our country and our state."*

*"I would like to see us develop something more than just a ballot line that runs candidates"*

*"I am used to seeing names so eventually transparency should extend to that."*

## Quality Improvements

We received several suggestions for quality improvements in the next survey and for the overall effort which are noted here for reference.

- Make fliers for wider distribution
- Seek more representative diversity in survey participants
- Ask how people heard of Alaska Neighbors Party survey
- Update website with more accessible meeting information
- Develop procedures / bylaws
- Update roadmap for 2026

